



Dolby Laboratories Inc

Field Bulletin 225

CP500 Software Upgrade to Version 1.61

- | |
|--|
| <input type="checkbox"/> Modification Urgent |
| <input type="checkbox"/> Modification Required |
| <input checked="" type="checkbox"/> Modification Recommended |
| <input type="checkbox"/> Modification if Problem is Present |
| <input type="checkbox"/> Information Bulletin |

This bulletin describes how to upgrade the CP500 Cinema Processor software to Version 1.61 or Version 1.61EX.

CP500 Software Version 1.61 is provided in two different forms:

Version 1.61 - suitable for all CP500s and includes the changes listed below.

Version 1.61EX - for use only in those installations where a Model SA10 Digital Surround EX adapter is installed. This version automatically disables the left surround and right surround equalization within the processor. The surround equalization section of the alignment screens still appears to be active but will have no effect on the CP500 output. The previous surround equalization settings are still stored by the CP500 processor and the previous equalization can be reactivated within the CP500 by loading in software Version 1.61.

Software Changes

Both new versions of software include small changes to fix:

- an issue with changeover timing from projector 2 to projector 1
- no response to certain combinations of long automation pulses for format changes



Signal Processing and Noise Reduction Systems

100 Potrero Avenue
San Francisco, California 94103-4813
Telephone 415-558-0200
Facsimile 415-863-1373
www.dolby.com

Wootton Bassett
Wiltshire SN4 8QJ
Telephone (44) 1793-842100
Facsimile (44) 1793-842101

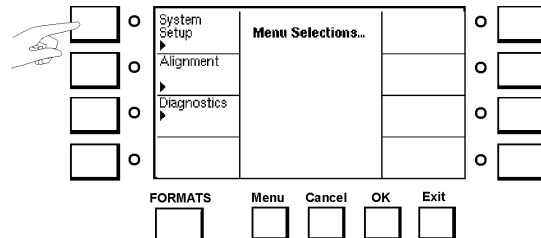
Part No. 91652
S99/12606
June 21, 1999

Upgrade Procedure

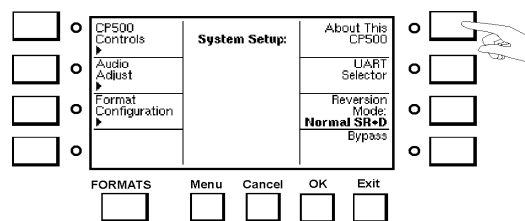
Check the version number of software installed in your CP500 using the following procedure. This can be seen briefly during the CP500 power-up sequence or by doing the following:

1. Press the front panel **Menu** button.

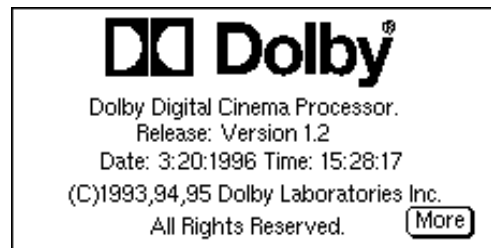
2. Then press **System Setup** key



3. Press **About This CP500** key.



If the version number displayed is **below 1.2** then the system software must be upgraded to version 1.61 using 2 new ICs supplied by Dolby Laboratories. See Field Bulletin 192. If the version number displayed is **1.2 or higher** then the upgrade to Version 1.61 or Version 1.61EX should be performed using *Load500* software.



Using Load500 Software

If the existing CP500 software is version 1.20 or higher then the upgrade should be performed by running the upgrade program, "*Load500*." The *Load500* program along with the necessary upgrade file is available from Dolby Laboratories.

Detailed instructions describing how to use and install *Load500* are included on the Version 1.61 software disk.

When using *Load500* the program will request a filename for the software upgrade file:

- The file used to upgrade to **version 1.61** is named "**ver161.sct**".
- The file used to upgrade to **version 1.61EX** is named "**ver161EX.sct**".